



IMAGE 1

SOLAR FLAME LIGHTS



Introduction

01

FRONT COVER



02

CONTENTS



03

MAIN FEATURES



04

PRODUCT PARAMETER



05

MAIN FEATURES



06

PRODUCT ADVANTAGES



07

APPLICATIONS



08

DIMENTION FIGURE



09

IN DESIGN



10

PACKAGE DETAILS



11

END



■ SOLAR LIGHT MAIN FEATURES

Solar garden Light Series



Solar Dancing Flame light for table decoration

- ◎ With DC charging / solar charging ,no worry about bad weather
- ◎ Work 3-5days after one time fully charged
- ◎ Detachable design for easy installation
- ◎ Can used in garden , coffe table for decoration .
- ◎ Waterproof and heatproof , IP55



TECHNICAL SPECIFICATIONS

Technical Speficiaions

Epistar SMD LED	LED 2835* 96PCS (OEM Acceptable)
LED QTY	96pcs
Battery Type	3.7V 2200mAh, Li-ion,
Solar Panel	0.6W PET Laminated Plate
Charging method	Solar power+USB Input
Solar charging time	6-8 hrs by bright sunshine
Lighting time	12hrs after full charged
Sensor	Light sensor
Lighting mode	Light control automatic for lighting , more than 12hrs
Material	ABS+PC
Product Size	φ137*151mm (The Spike height:30CM)
IP level	65
Working Temperature	-25°C ~ 65°C
Warranty	1 year
Certificate	CE,ROHS ,FCC , ISO9001:2015
Installation height	30CM
Package	<p>Plain Box Size 15*15*16CM G/W for unit 0.6kg CTN Size 32*47*48 cm QTY/CTN</p> <p>18pcs/ctn G/W for CTN: 11KG</p> <p>20GP 7000(pcs) 40GP 14500(pcs)</p> <p>40HQ 16500(pcs)</p>

S O L A R F L A M E L I G H T S



Solar Dancing Flame light for table decoration

■ SOLAR LIGHT MAIN FEATURES



■ *Product Advantages*

Solar lanterns solar table flame led light solar light for garden solar light flower solar panel led light



Daytime solar charging 6-8 hours





Automatic with landscape lighting at night



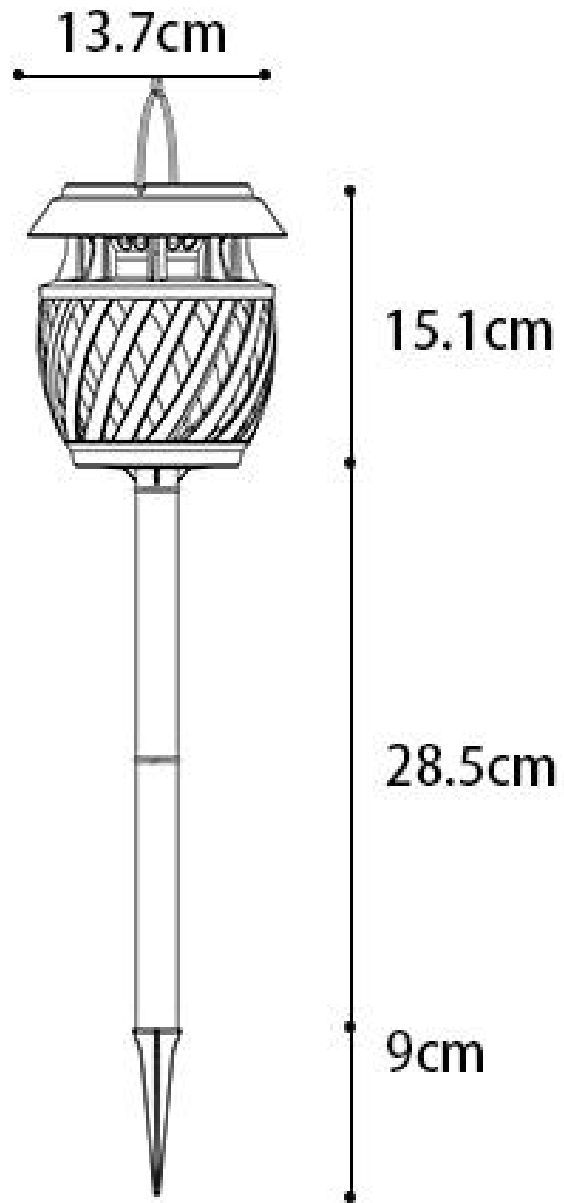
■ SOLAR LIGHT MAIN ADVANTAGE

■ *Product Advantages*

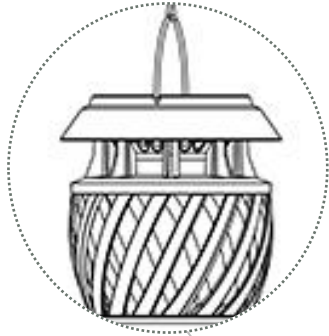


Very suitable using in Villa ,,garden wall, courtyard wall,park wall,villa balcony

■ SOLAR LIGHT DIMENTION FIGURE



■ SOLAR LIGHT PRODUCT DESIGN



Structure design



Assembly work

Step 1

Step 2

Step 3

Step 4

Design Drawing from inspiration



Electronic design



MAIN ADVANTAGE


PRODUCT LIST
BRACKET : 1 PC
INSTRUCTIONS : 1 PC
SCREW : 1 SET



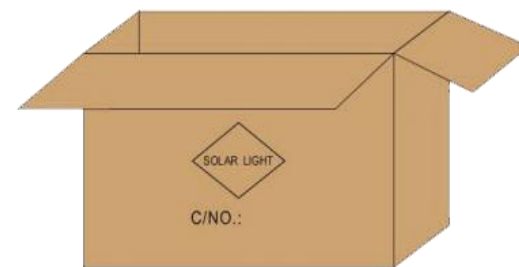
INNER BOX
1 PC / 1 BOX



1 LAYERS = 9 BOXES
3 LAYER = 27 BOXES



BRACKET CARTON
27 BOXES / CTN



CARTON

LAYER NUMBER

INNER BOX

PRODUCT LIST

Step1

Step2

Step3

MODEL NO.	PACKING METHOD	PCS/CTN	QTY(PCS)	CTN QTY	CARTON SIZE(MM)	G.W.(KG)
SHL-05F	INNER BOX	1	1	1	136*136*130mm	0.5
	CARTON	27	27	1	140*140*150	14

■ SOLAR LIGHT MAIN ADVANTAGE



THANK
YOU